



What makes ClassicBond EPDM the right choice for you? ▲

Ideal for virtually any residential, commercial or industrial flat roofing project and contractor, ClassicBond & ClassicBond PRO EPDM singleply membranes feature a strong thick flat roofing membrane.

These flexible synthetic rubber membranes offer simple installation, requiring no special tools or installation equipment, with exceptional performance, providing the contractor and building owner with a high quality, superior flat roof system.



The BBA certify that the systems will provide a durable waterproof covering with a service life of at least 35 years. It also comes in a large choice of roll widths to suit many flat roofing projects.



Comes in a single 1.52m width, with a polyester fleece laminated to the underside making it a stronger membrane compared to non reinforced EPDM, with the addition of Pre-Applied Seam Tape (PST) for easy jointing and application.

SureEdge Trims

Finishing off flat roofing projects ▲

Quality

- High quality co-extruded PVC-u
- Pliable and shatterproof
- Solid trim design - no end caps needed


Speed

- Pre-drilled for easy installation
- Pre-applied water seals - ready out of the box
- Built-in water check kerb
- Secure mechanical fix gutter system

Appearance

- Choice of black, anthracite or white finish
- Internal, external corners & joiners for gutter and kerb trim
- Gloss finish and appearance

**THE EDGE OF YOUR ROOF IS THE ONLY PART SEEN FROM THE GROUND.
FINISH THE JOB WITH SUREEDGE.**



**SURE
EDGE**

WWW.CLASSICBOND.CO.UK

FRCBPL0223 V1 | © Flex-R 2023. All rights reserved.

The information contained in this document is believed to be correct at the date of publication. Images shown are for illustration purposes only.



SINGLE PLY EPDM ROOF SYSTEMS

Durable

Puncture resistant

Long-term performance


BBA service life in excess of 35 years






Manufactured by one of the worlds largest EPDM manufacturers, ClassicBond roof systems offer economical, simple installation and is BBA certified and CE marked, as well as holding B_{ROOF}(t4) fire rating, making it a great choice for both refurbishments and new build projects.

KEY FEATURES




Choice

Variety of widths & thicknesses




Simple

Heat & flame free installation.
No specialist tools required




Flexible

Will accommodate building movement




Durable

Will not tear, split or crack. Resists extreme temperature, UV & ageing



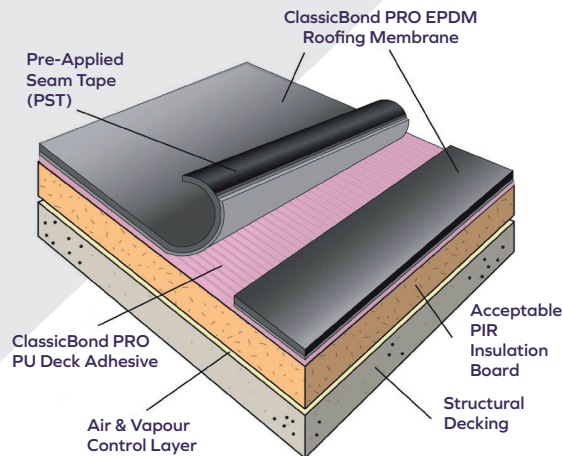

Convenient

Minimal maintenance




Guarantees

10, 15 and 20 year membrane warranty




All ClassicBond PRO EPDM membranes have a polyester fleece laminated to the underside of roofing membrane and a Pre-applied Seam Tape (PST) - a seaming system that is installed with no heat welders, flames or specialist tools.

KEY FEATURES




Versatile Size

Membrane size is 1.52m x 12.2m (18.54m²)




Performance

Fleece reinforced for added toughness




Weight

Weight per m²: 1.51kg




Durable

Will not tear, split or crack. Resists extreme temperature, UV & ageing




Enhanced Reliability

Pre-applied Seam Tape is applied for excellent peel and shear strength



Zero Shrinkage

No requirement for base tie-in/peel stop



Flexible

Will accommodate building movement